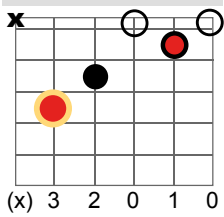


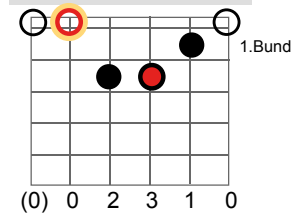
Kadenz-Übersicht Gitarre

I VI IV V V7 - Akkordfolgen für die Dur-Tonarten C, G, D, A u. E | in Leersaiten-Position | mit Fingersatzbezeichnung

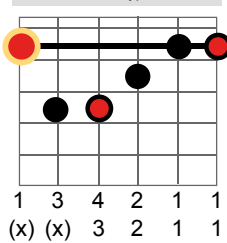
C Dur Akkord - Typ III (C-Form)



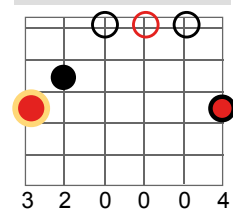
A Moll Akkord - Typ IV (Am-Form)



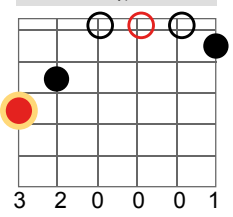
F Dur Akkord - Typ I (E-Form)



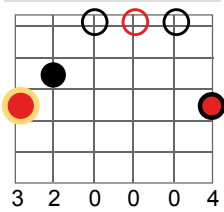
G Dur Akkord - Typ V (G-Form)



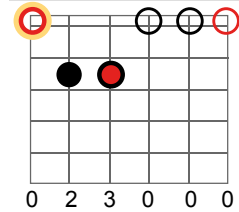
G 7 Akkord - Typ V (G-Form)



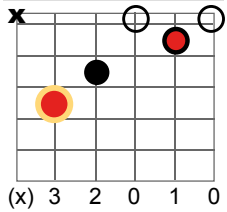
G Dur Akkord - Typ V (G-Form)



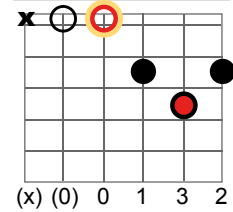
E Moll Akkord - Typ I (Em-Form)



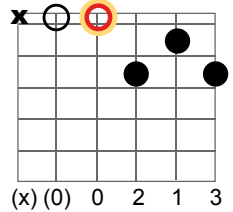
C Dur Akkord - Typ III (C-Form)



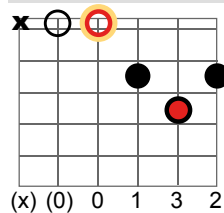
D Dur Akkord - Typ II (D-Form)



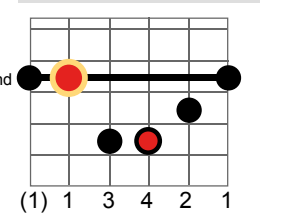
D 7 Akkord - Typ II (D-Form)



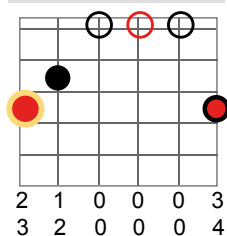
D Dur Akkord - Typ II (D-Form)



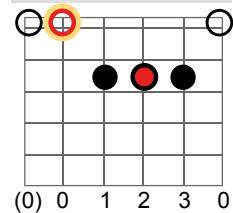
B Moll Akkord - Typ IV (Am-Form)



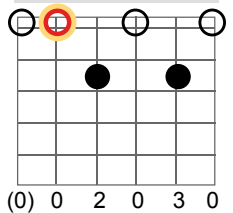
G Dur Akkord - Typ V (G-Form)



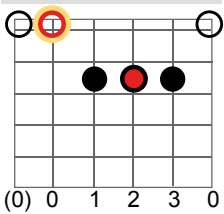
A Dur Akkord - Typ IV (A-Form)



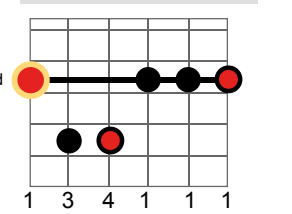
A 7 Akkord - Typ IV (A-Form)



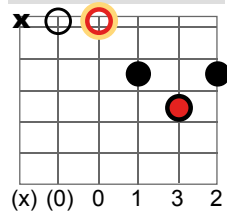
A Dur Akkord - Typ IV (A-Form)



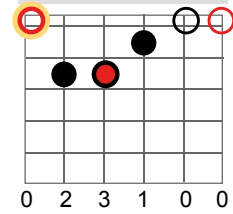
F# Moll Akkord - Typ I (Em-Form)



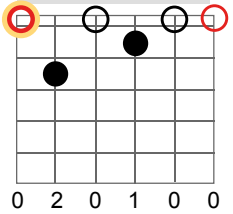
D Dur Akkord - Typ II (D-Form)



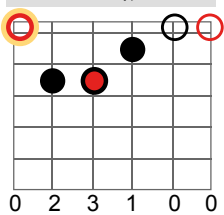
E Dur Akkord - Typ I (E-Form)



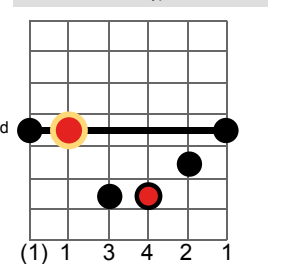
E 7 Akkord - Typ I (E-Form)



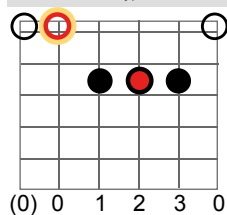
E Dur Akkord - Typ I (E-Form)



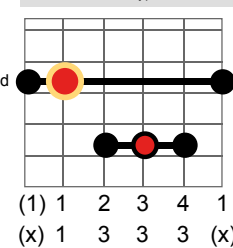
C# Moll Akkord - Typ IV (Am-Form)



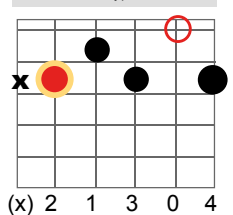
A Dur Akkord - Typ IV (A-Form)



B Dur Akkord - Typ IV (A-Form)



B 7 Akkord - Typ III (C-Form)



0= Leersaite 1= Zeigefinger 2= Mittelfinger 3= Ringfinger 4= kleiner Finger

● = empfohlener tiefster (Grund)ton im Akkord

I VI IV V V7 Dur-Kadenzen

#-Tonarten

C Am F G G7
 G Em C D D7
 D Bm G A A7
 A F#m D E E7
 E C#m A B B7
 B G#m E F# F#7
 F# D#m B C# C#7

b-Tonarten

C Am F G G7
 F Dm Bb C C7
 Bb Gm Eb F F7
 Eb Cm Ab Bb Bb7
 Ab Fm Db Eb Eb7
 Db Bbm Gb Ab Ab7
 Gb Ebm Cb Db Db7

	0	1	2	3	4	5	6	7	8	9	10	11	12
E	F	F#	G	G#	A	A#	B	C	C#	D	D#	E	
B	C	C#	D	D#	E	F	F#	G	G#	A	A#	B	
G	G#	A	A#	B	C	C#	D	D#	E	F	F#	G	
D	D#	E	F	F#	G	G#	A	A#	B	C	C#	D	
A	A#	B	C	C#	D	D#	E	F	F#	G	G#	A	
E	F	F#	G	G#	A	A#	B	C	C#	D	D#	E	